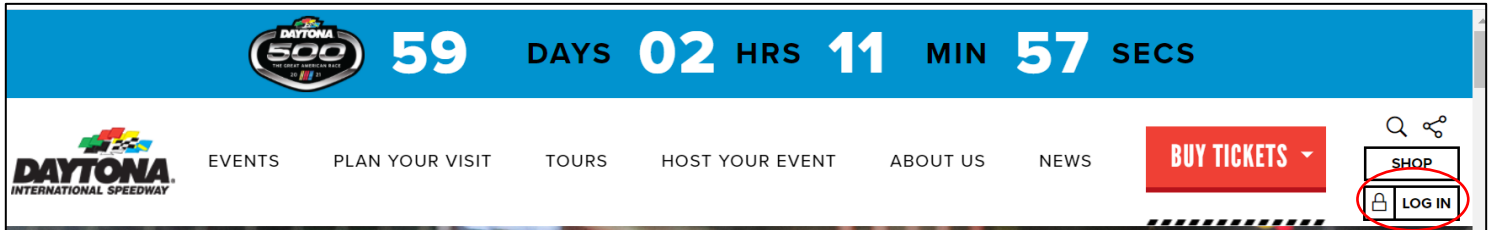


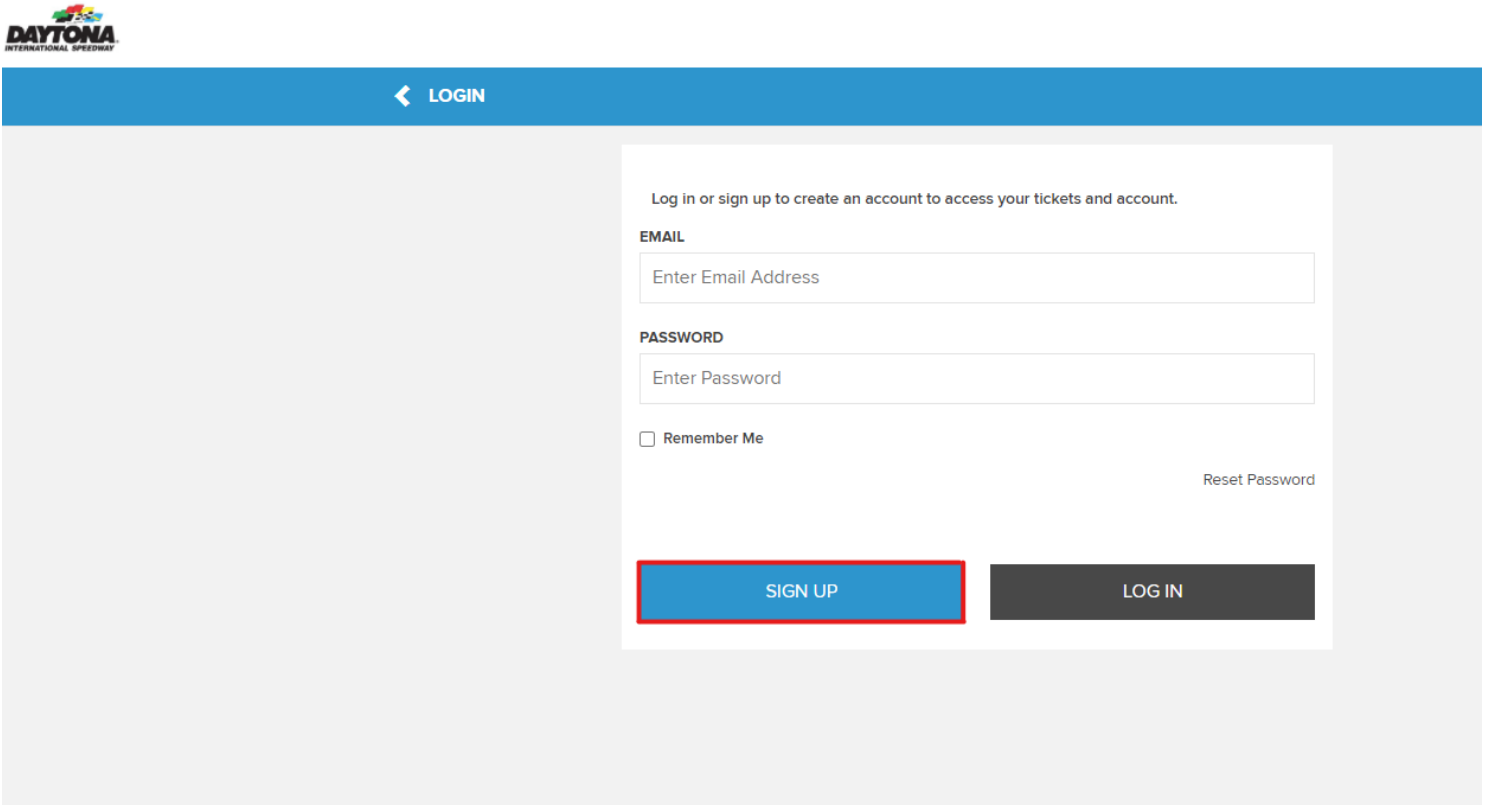
## CREATING AN ACCOUNT

If this is your first time logging into your Tickets Account, whether your tickets were sent to you from the Daytona International Speedway (DIS) Ticket Office, sent to you via 'Ticket Forward' from another Guest or this is your first time logging into your account to Renew, you will need to create a Tickets account upon first time logging in. You will need to use the email address where tickets were sent via email or the email address associated with your renewal in order to create an account.

Using your **Google Chrome, Firefox or Safari** browser, navigate to [www.daytonainternationalspeedway.com](http://www.daytonainternationalspeedway.com) and select "Log In or My Account".

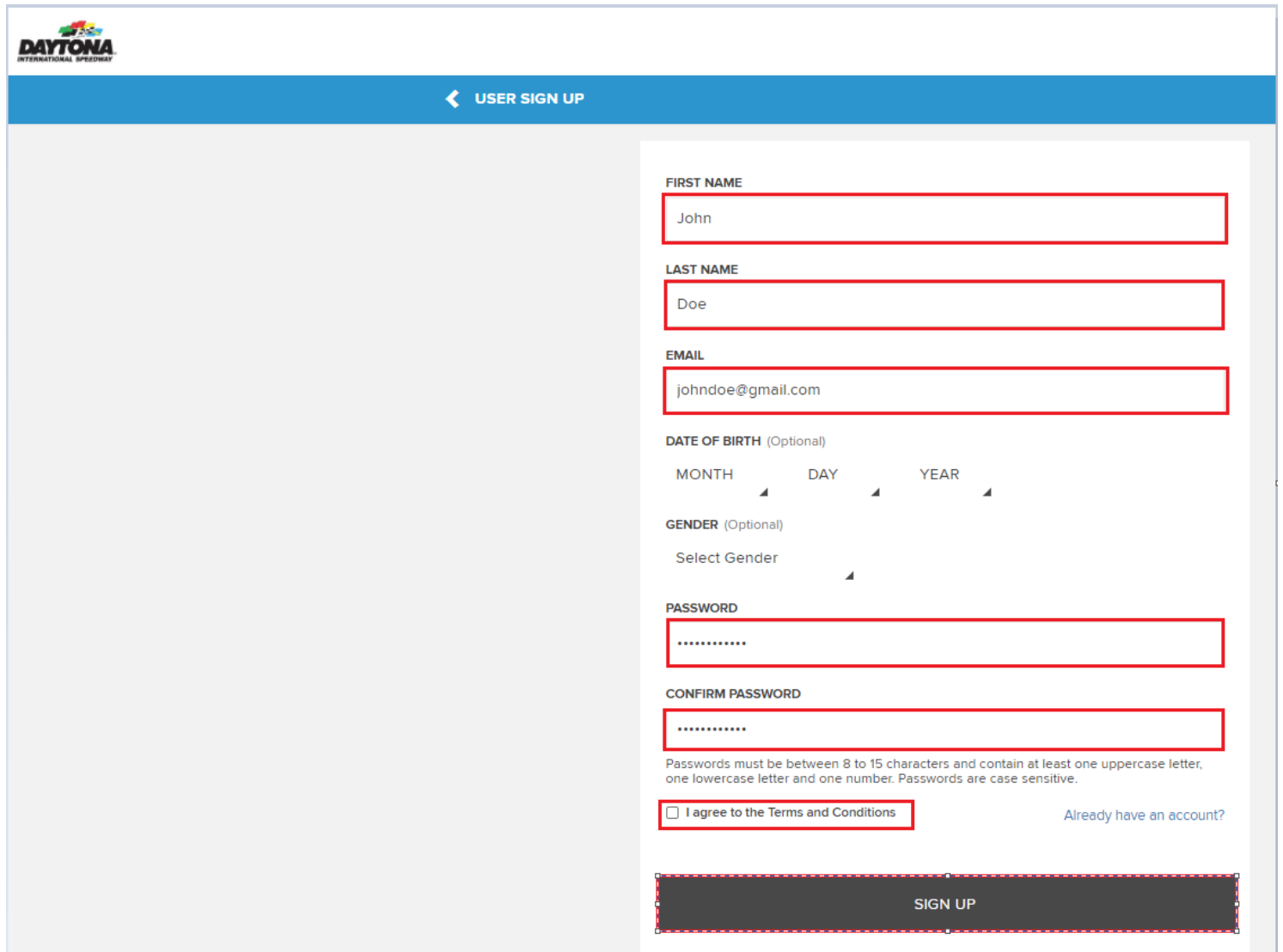


From this page, if this is your first time logging in click on the SIGN UP button.



## CREATING AN ACCOUNT

Complete the required fields and any optional fields (if desired). The EMAIL must match the email address where the tickets were sent or associated to your renewal account. Please Read and then check the box next to the Terms and Conditions and then click SIGN UP.



The screenshot shows the 'USER SIGN UP' page for DAYTONA INTERNATIONAL SPEEDWAY. The form includes the following fields and options:

- FIRST NAME:** Text input field containing 'John'.
- LAST NAME:** Text input field containing 'Doe'.
- EMAIL:** Text input field containing 'johndoe@gmail.com'.
- DATE OF BIRTH (Optional):** Three dropdown menus for MONTH, DAY, and YEAR.
- GENDER (Optional):** A dropdown menu with the text 'Select Gender'.
- PASSWORD:** Text input field with masked characters (dots).
- CONFIRM PASSWORD:** Text input field with masked characters (dots).
- Terms and Conditions:** A checkbox labeled 'I agree to the Terms and Conditions'.
- Link:** A blue link labeled 'Already have an account?'.
- Submit Button:** A dark grey button labeled 'SIGN UP' with a dashed red border.

If an account is found matching your information, you will see a Welcome message on the following screen and click Continue at the bottom of the page. From this point, you can follow additional instructions to manage your tickets (Print from Computer, Save in Wallet, Forward to a Friend, Recall a previous Ticket Forward or Renew your account).